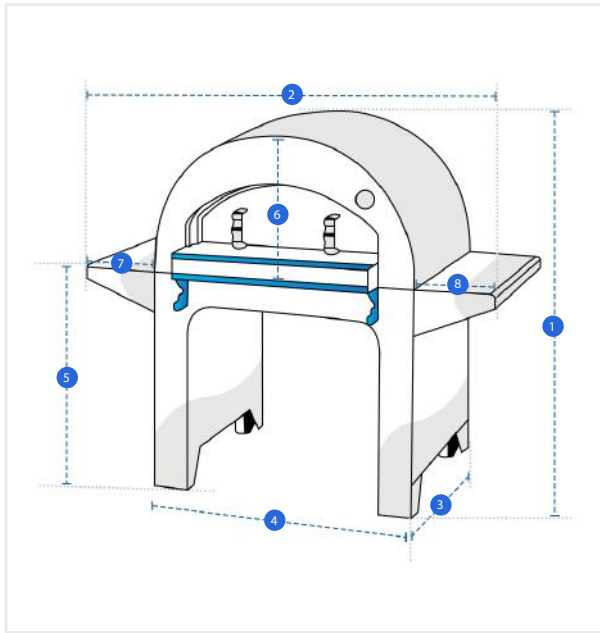


How to Measure Outdoor Pizza Oven Covers

Measurement Instruction

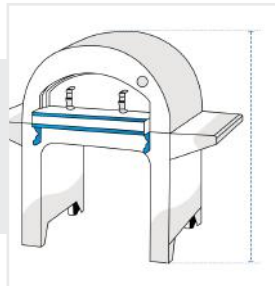
- ✓ Give exact measurement from edge to edge.
- ✓ We add 1" to 2" leeway on the given width/depth for easy pull-in and pull-out.
- ✓ The height dimensions will remain same as provided by you.



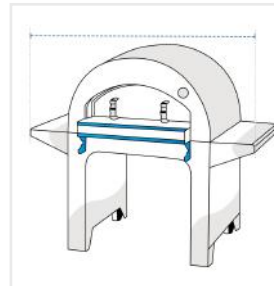
Measurement (Inches)

1. Height	<input type="text"/>	2. Width	<input type="text"/>
3. Depth	<input type="text"/>	4. Width #2	<input type="text"/>
5. Height From Ground To Shelf	<input type="text"/>	6. Height From Shelf To Top	<input type="text"/>
7. Left-Arm Width	<input type="text"/>	8. Right-Arm Width	<input type="text"/>

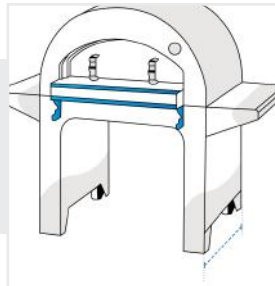
1. Height:
Height of the Outdoor Pizza Oven



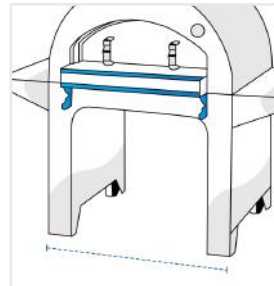
2. Width:
Width (#1)



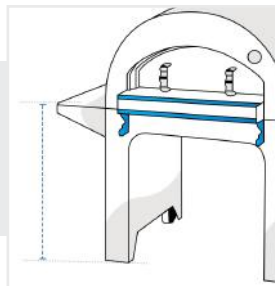
3. Depth:
Depth of the Outdoor Pizza Oven



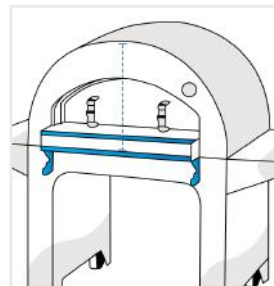
4. Width #2:
Width (Side #2)



5. Height From Ground To Shelf:
Height From Ground To Shelf

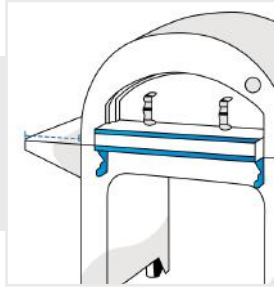


6. Height From Shelf To Top:
Height From Shelf To Top



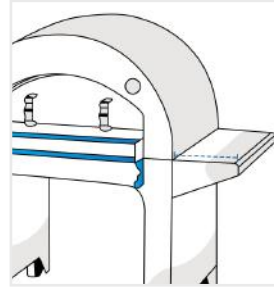
7. Left-Arm Width:

Left Arm Width



8. Right-Arm Width:

Right Arm Width



We encourage you to upload the image of the article you need the cover for - this helps our team ensure covers are designed keeping your requirements in mind.