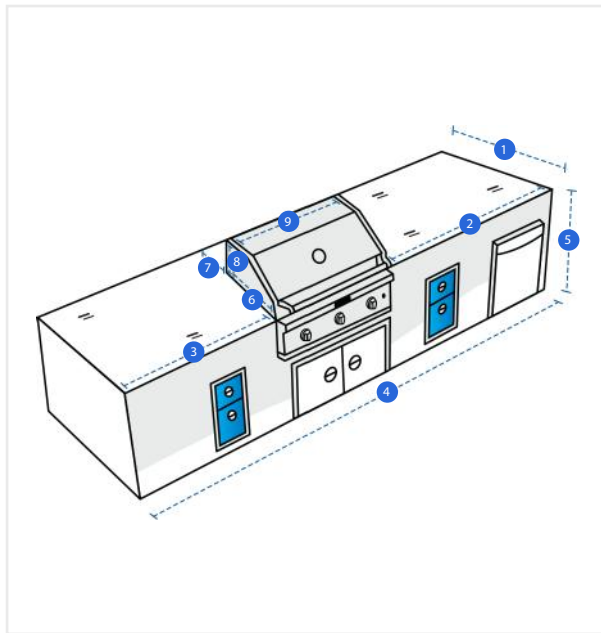


How to Measure Outdoor Island Kitchen Covers

Measurement Instruction

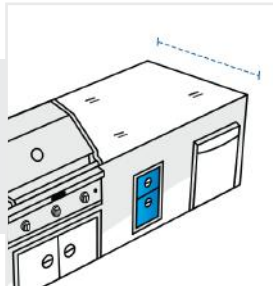
- ✓ Give exact measurement from edge to edge.
- ✓ We add 1" to 2" leeway on the given width/depth for easy pull-in and pull-out.
- ✓ The height dimensions will remain same as provided by you.



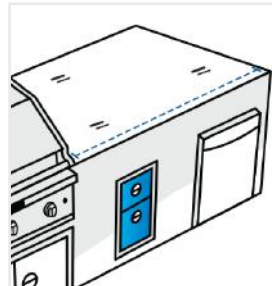
Measurement (Inches)

1. Total Depth	<input type="text"/>	2. Front Right Side Width	<input type="text"/>
3. Front Left Side Width	<input type="text"/>	4. Total Width	<input type="text"/>
5. Counter Height	<input type="text"/>	6. Depth of the Grill Hood Incl Handle & Burner Knobs	<input type="text"/>
7. From Counter Edge to Grill Edge	<input type="text"/>	8. Height of the Grill	<input type="text"/>
9. Width of the Grill	<input type="text"/>		

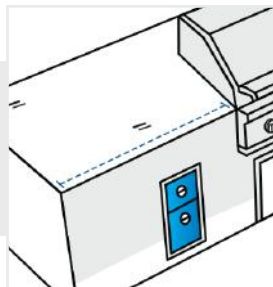
1. Total Depth:
Total Depth of the Cover



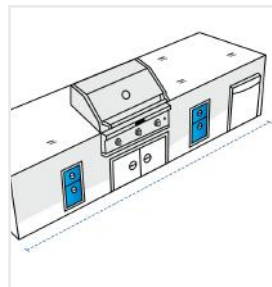
2. Front Right Side Width:
Front Right side width from Grill Hood to Right side



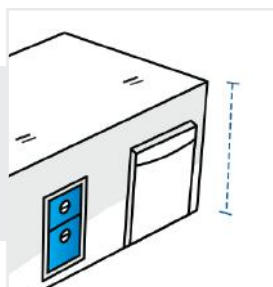
3. Front Left Side Width:
Front Left side width from Grill Hood to Left side



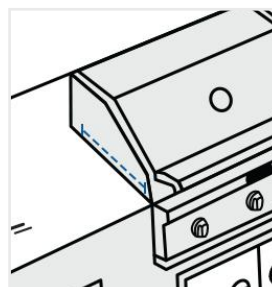
4. Total Width:
Total Width of Kitchen



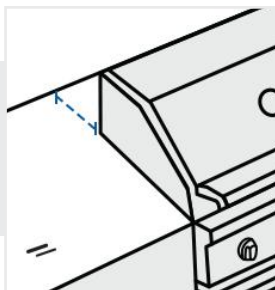
5. Counter Height :
Height of the Kitchen Table (Do not include Grill Hood Height)



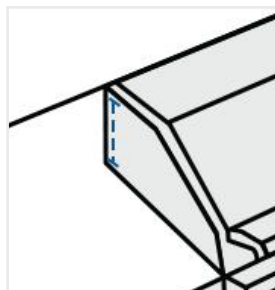
6. Depth of the Grill Hood Incl Handle & Burner Knobs:
Depth of the Grill Hood Including Handle & Burner Knobs



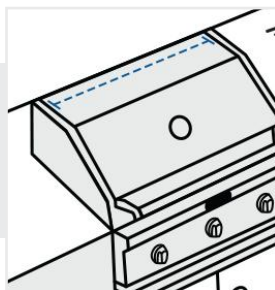
7. From Counter Edge to Grill Edge:
From Counter Edge to Grill Edge



8. Height of the Grill:
Height of the Grill



9. Width of the Grill:
Width of the Grill



We encourage you to upload the image of the article you need the cover for - this helps our team ensure covers are designed keeping your requirements in mind.