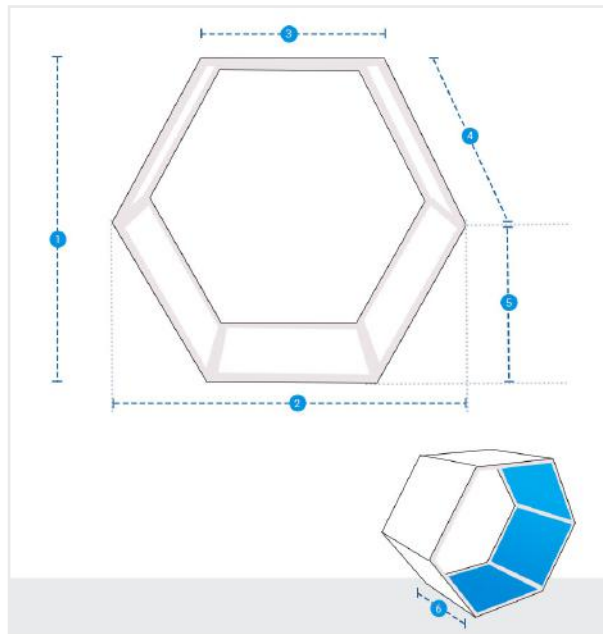


How to Measure Hexagonal Firewood Rack Cover

Measurement Instruction

- ✓ Give exact measurement from edge to edge.
- ✓ We add 1" to 2" leeway on the given width/depth for easy pull-in and pull-out.
- ✓ The height dimensions will remain same as provided by you.



Measurement (Inches)

1. Height

2. Width

3. Top Width

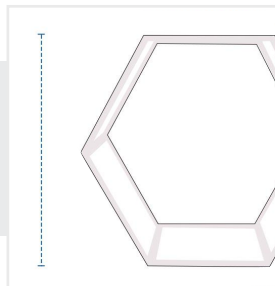
4. Slant Height

5. Height From Edge to Ground

6. Depth

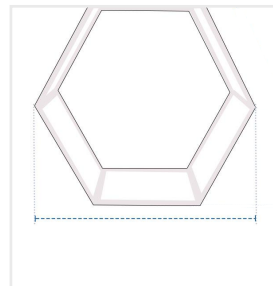
1. Height:

Height of the Hexagonal Firewood Rack



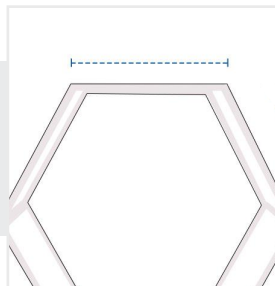
2. Width:

Width of the Hexagonal Firewood Rack



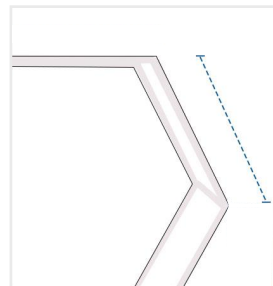
3. Top Width:

Top Width of the Hexagonal Firewood Rack



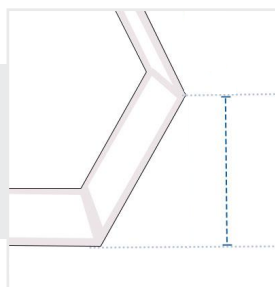
4. Slant Height:

Slant Height of the Hexagonal Firewood Rack



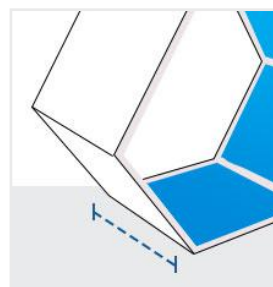
5. Height From Edge to Ground:

Height From Edge to Ground of the Hexagonal Firewood Rack



6. Depth:

Depth of the Hexagonal Firewood Rack



We encourage you to upload the image of the article you need the cover for - this helps our team ensure covers are designed keeping your requirements in mind.