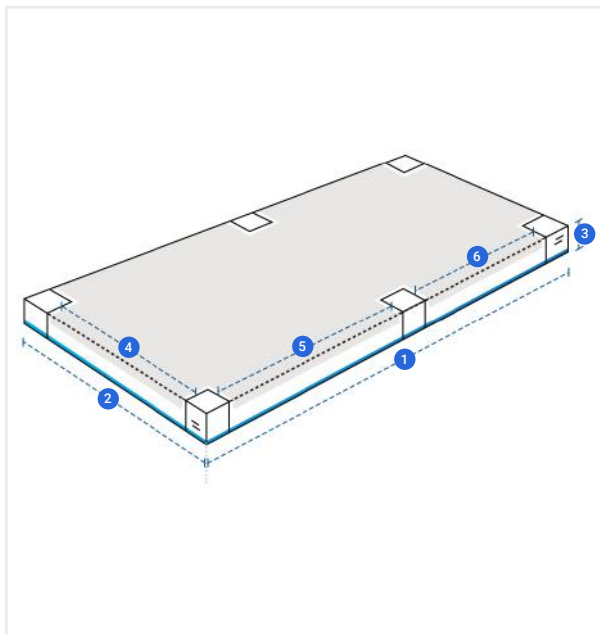


# How to Measure Heavy Duty Custom Sandbox Covers - With 6 Pole Cut-Out

## Measurement Instruction

- ✓ Give exact measurement from edge to edge.
- ✓ The Final size can be +1" to 2" on the given Width and Length
- ✓ The height dimensions will remain same as provided by you.



### Measurement (Feet)

1. Total Length

3. Height

5. Length Between 2 Poles - A

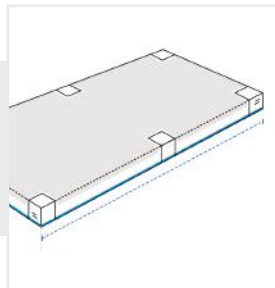
2. Total Width

4. Width Between 2 Poles

6. Length Between 2 Poles - B

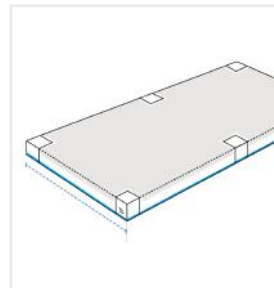
#### 1. Total Length:

Total Length of the Heavy Duty Custom Sandbox Covers



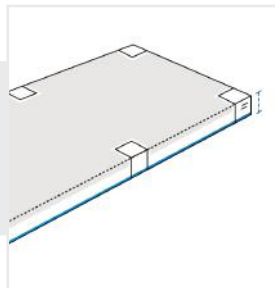
#### 2. Total Width:

Total Width of the Heavy Duty Custom Sandbox Covers



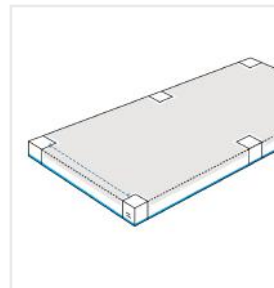
#### 3. Height:

Height of the Heavy Duty Custom Sandbox Covers



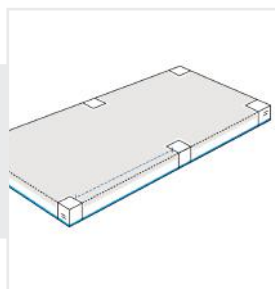
#### 4. Width Between 2 Poles:

Width Between 2 Poles of the Heavy Duty Custom Sandbox Covers



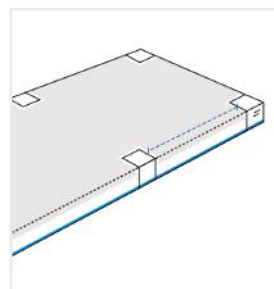
#### 5. Length Between 2 Poles - A:

Length Between 2 Poles - A of the Heavy Duty Custom Sandbox Covers



#### 6. Length Between 2 Poles - B:

Length Between 2 Poles - B of the Heavy Duty Custom Sandbox Covers



We encourage you to upload the image of the article you need the cover for - this helps our team ensure covers are designed keeping your requirements in mind.