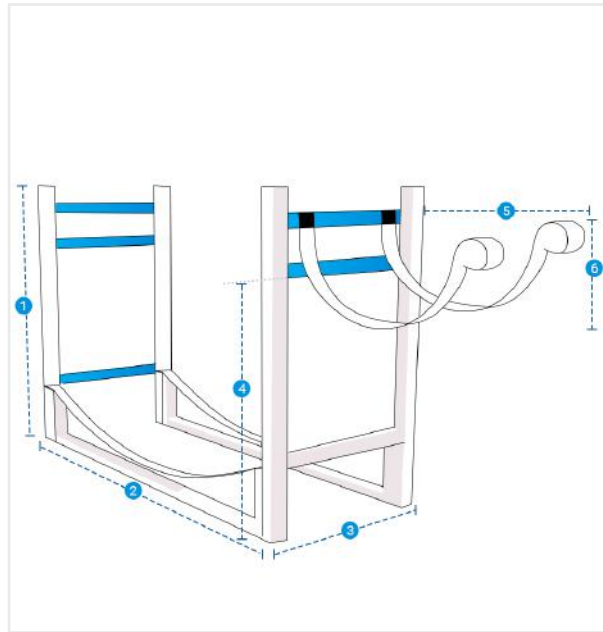


How to Measure Firewood Rack with Kindling Holder Cover

Measurement Instruction

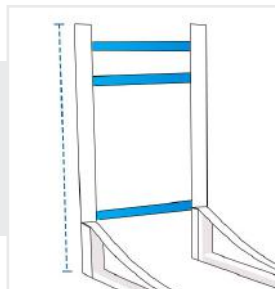
- ✓ Give exact measurement from edge to edge.
- ✓ We add 1" to 2" leeway on the given width/depth for easy pull-in and pull-out.
- ✓ The height dimensions will remain same as provided by you.



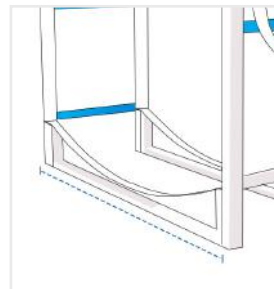
Measurement (Inches)

1. Height	<input type="text"/>	2. Width	<input type="text"/>
3. Depth	<input type="text"/>	4. Height till Bar	<input type="text"/>
5. Width of Extension	<input type="text"/>	6. Height of Extension	<input type="text"/>

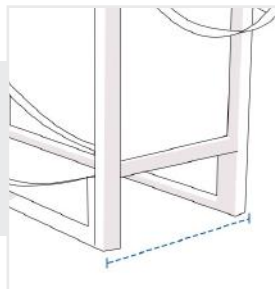
1. Height:
Height of the Firewood Rack with Kindling Holder



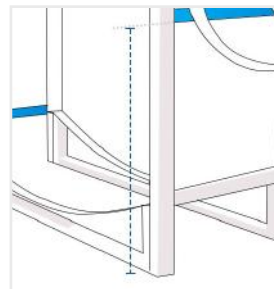
2. Width:
Width of the Firewood Rack with Kindling Holder



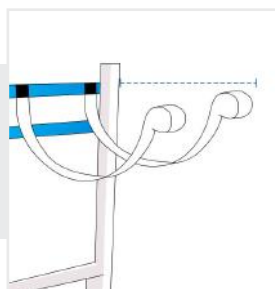
3. Depth:
Depth of the Firewood Rack with Kindling Holder



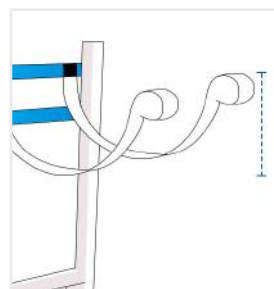
4. Height till Bar:
Height till Bar of the Firewood Rack with Kindling Holder



5. Width of Extension:
Width of Extension of the Firewood Rack with Kindling Holder



6. Height of Extension:
Height of Extension of the Firewood Rack with Kindling Holder



We encourage you to upload the image of the article you need the cover for - this helps our team ensure covers are designed keeping your requirements in mind.