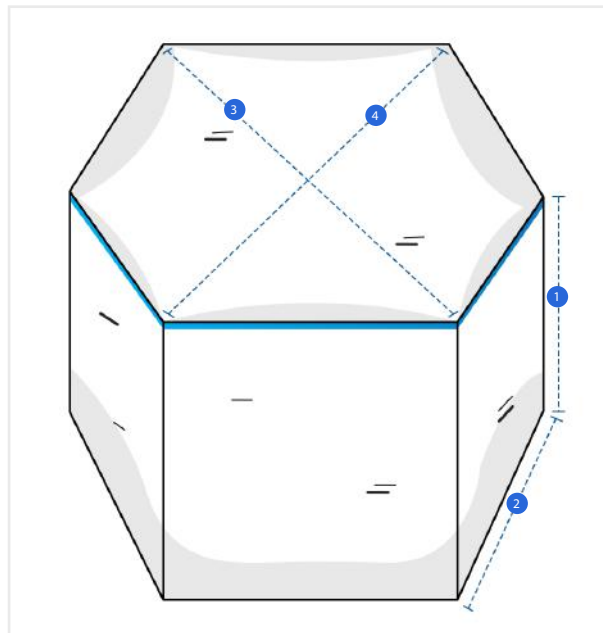


# How to Measure Custom Covers - Design 16

## Measurement Instruction

- ✓ Give exact measurement from edge to edge.
- ✓ We add 1" to 2" leeway on the given width/depth for easy pull-in and pull-out.
- ✓ The height dimensions will remain same as provided by you.



### Measurement (Inches)

1. Height

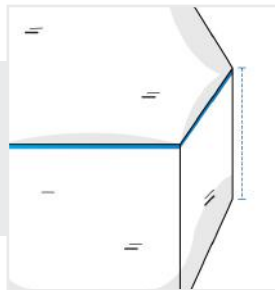
2. Depth

3. Width #1

4. Width #2

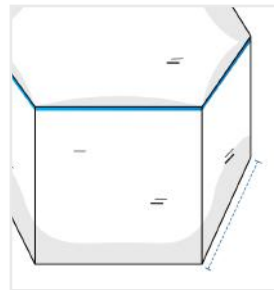
### 1. Height:

Height of the Product



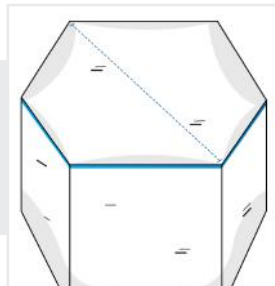
### 2. Depth:

Depth of the Product



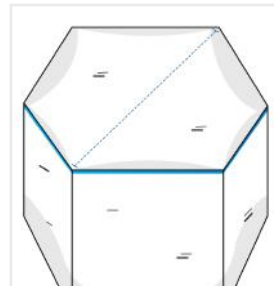
### 3. Width #1:

Width #1 of the Product from one corner to other



### 4. Width #2:

Width #2 of the Product from one corner to other



We encourage you to upload the image of the article you need the cover for - this helps our team ensure covers are designed keeping your requirements in mind.