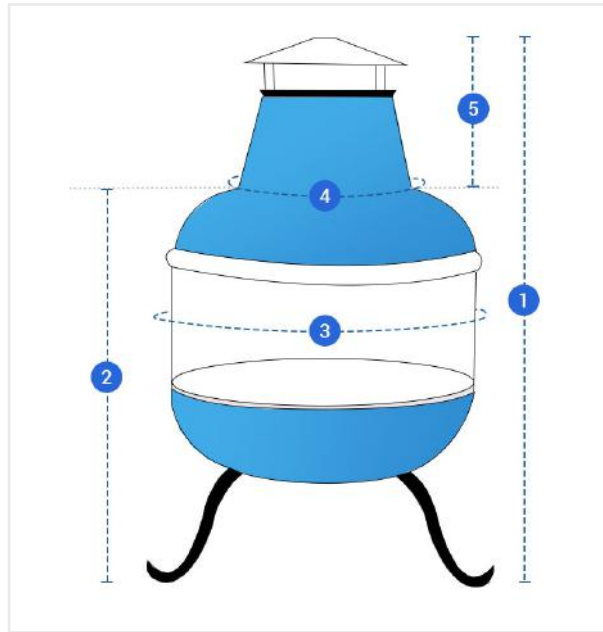


How to Measure Custom Chiminea Cover - Design 7

Measurement Instruction

- ✓ Give exact measurement from edge to edge.
- ✓ We add 1" to 2" leeway on the given width/depth for easy pull-in and pull-out.
- ✓ The height dimensions will remain same as provided by you.



Measurement (Inches)

1. Height

3. Heat Chamber Circumference

5. Height of Chiminea Pipe

2. Height till Chiminea Pipe Bottom

4. Chiminea Pipe Lower Circumference

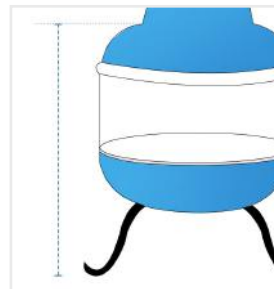
1. Height:

Height of the Custom Chiminea - Design 7



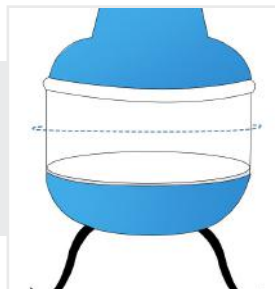
2. Height till Chiminea Pipe Bottom:

Height till Chiminea Pipe Bottom of the Custom Chiminea - Design 7



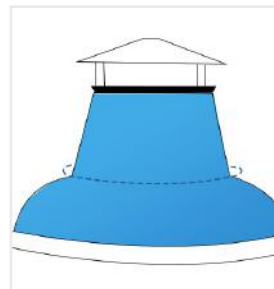
3. Heat Chamber Circumference:

Heat Chamber Circumference of the Custom Chiminea - Design 7



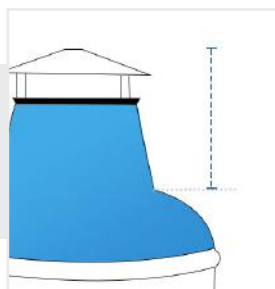
4. Chiminea Pipe Lower Circumference:

Chiminea Pipe Lower Circumference of the Custom Chiminea - Design 7



5. Height of Chiminea Pipe:

Height of Chiminea Pipe of the Custom Chiminea - Design 7



We encourage you to upload the image of the article you need the cover for - this helps our team ensure covers are designed keeping your requirements in mind.