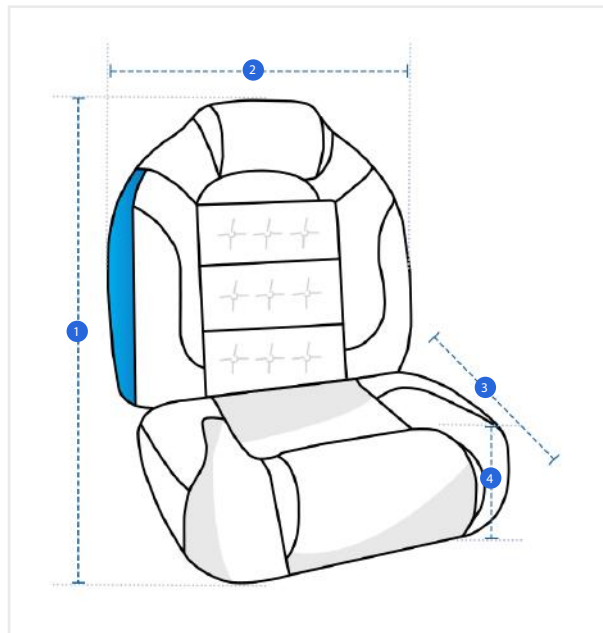


How to Measure Custom Boat Seat Covers

Measurement Instruction

- ✓ Give exact measurement from edge to edge.
- ✓ We add 1" to 2" leeway on the given width/depth for easy pull-in and pull-out.
- ✓ The height dimensions will remain same as provided by you.



Measurement (Inches)

1. Height

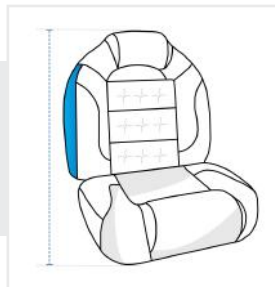
2. Width

3. Depth

4. Front Height

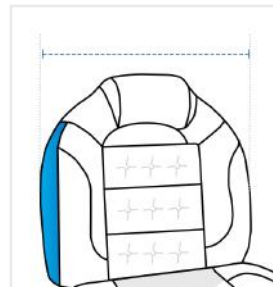
1. Height:

Height of the Custom Boat Seat



2. Width:

Width of the Custom Boat Seat



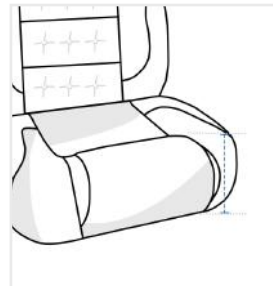
3. Depth:

Depth of the Custom Boat Seat



4. Front Height:

Front Height of the Custom Boat Seat



We encourage you to upload the image of the article you need the cover for - this helps our team ensure covers are designed keeping your requirements in mind.