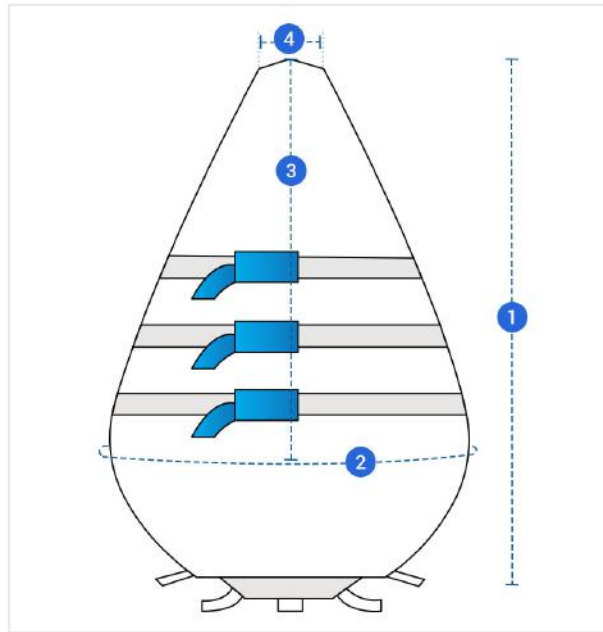


# How to Measure Christmas Tree Upright Bag

## Measurement Instruction

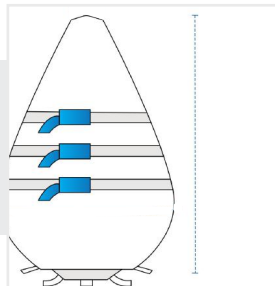
- ✓ Give exact measurement from edge to edge.
- ✓ We add 0.5" to 1.5" leeway on the given width/depth for easy pull-in and pull-out.
- ✓ The height dimensions will remain same as provided by you.



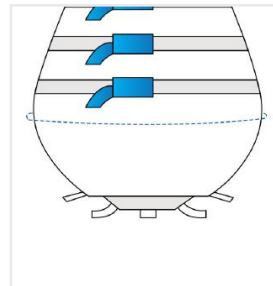
### Measurement (Inches)

- |                 |                      |                      |                      |
|-----------------|----------------------|----------------------|----------------------|
| 1. Total Height | <input type="text"/> | 2. Circumference     | <input type="text"/> |
| 3. Height#1     | <input type="text"/> | 4. Top Circumference | <input type="text"/> |

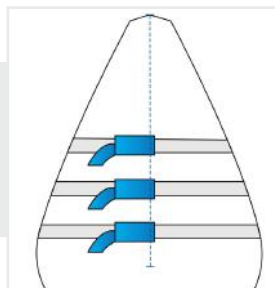
**1. Total Height:**  
Total Height of the Christmas Tree Upright Bag



**2. Circumference:**  
Circumference of the Christmas Tree Upright Bag



**3. Height#1:**  
Height (Side #1)



**4. Top Circumference:**  
Top Circumference of the Christmas Tree Upright Bag

